

### Features

- Cavity Duplexer for LTE Band 7.
- Very compact size and low weight. (100 x 100 x 32 mm)
- 0.8 dB typical Insertion loss @ room temp.
- 90 dB typical DL to UL Isolation.



### Electrical Specifications

#### Duplexer DL Path (DL → ANT)

PARAMETER	SPECIFICATION	COMMENT
Frequency Range	2,620 MHz ~ 2,690 MHz	BW = 70 MHz
Insertion Loss	1.0 dB Max.	Over whole temp. range
Pass Band Ripple	0.5 dB Max.	
Return Loss	18.0 dB Min.	
Isolation	80.0 dB Min.	@ 2,500 MHz ~ 2,570 MHz
Max Power	100 Watts	CW
Impedance	50 Ω	

#### Duplexer UL Path (ANT → UL)

PARAMETER	SPECIFICATION	COMMENT
Frequency Range	2,500 MHz ~ 2,570 MHz	BW = 70 MHz
Insertion Loss	1.0 dB Max.	Over whole temp. range
Pass Band Ripple	0.5 dB Max.	
Return Loss	18.0 dB Min.	
Isolation	80.0 dB Min.	@ 2,620 MHz ~ 2,690 MHz
Impedance	50 Ω	

### Environmental

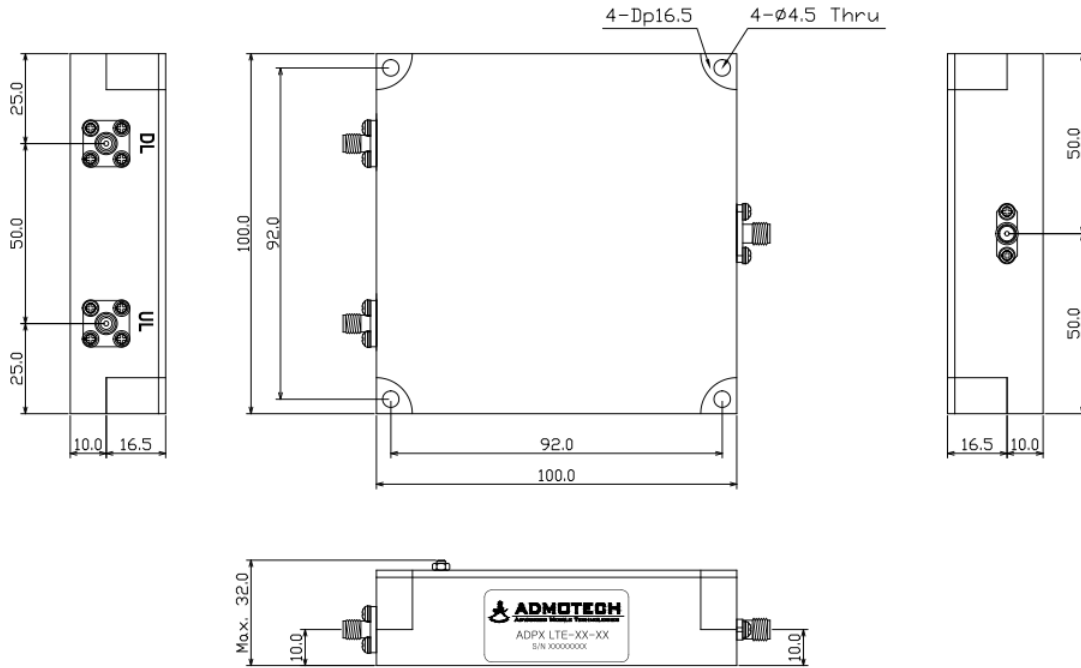
Operating temperature range      -20 to +70 °C

### Mechanical

Dimensions<sup>1)</sup>                              100 x 100 x 32 mm

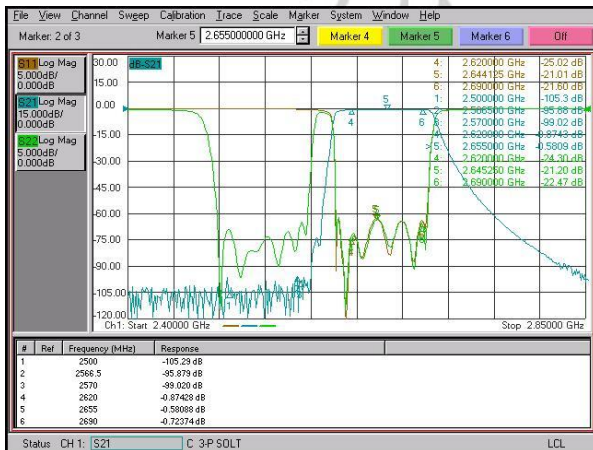
1) Excluding connectors, and mounting bracket extension

# Outline Drawing

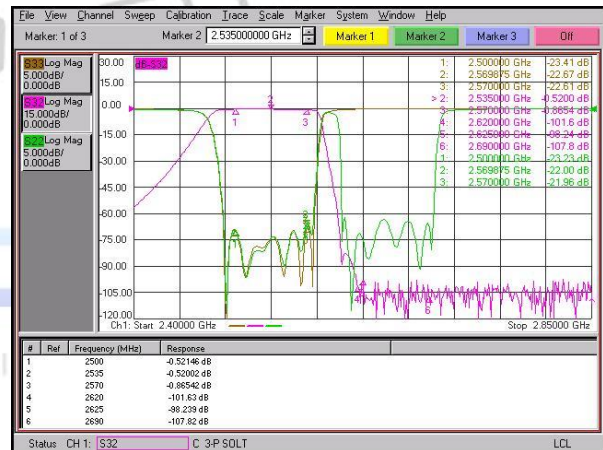


Units : mm, Tolerance : +/- 0.2 mm

# Typical Response



Duplexer DL path Transmission



Duplexer UL path Transmission